




INFORMATION FOR HEALTHCARE PROFESSIONALS



ADVANCED CARE PRACTITIONER LED CARE AT LINDSEY LODGE HOSPICE AND HEALTHCARE



LINDSEY LODGE

Lindsey Lodge Hospice and Healthcare has been providing its specialist palliative care for over 30 years.

We are an independent charity, providing care which is free at the point of contact. We rely on fundraising and donations from local people and organisations to help us generate £4.4 million need to continue to deliver our care in North Lincolnshire every year.

Lindsey Lodge is an adult hospice specialising in palliative and end of life care for people in North Lincolnshire who have advanced, progressive and life-limiting illness. We provide physical, mental and spiritual support for patients requiring palliative care alongside their families and carers.

Advanced Care Practitioners (ACPs), aim to widen our accessibility using the pillars of Advanced Practice. We pride ourselves in being able to provide rehabilitative palliative care and step up or down inpatient facilities.

The aim of the ACP model is to support those diagnosed with a life-limiting illnesses to set goals and optimise their physical, emotional, and social needs. This is facilitated through non-pharmacological processes and therapeutic intervention in conjunction with medical treatments. The ACPs and clinical staff empower the person to take control of their own care, self-manage their symptoms and live as fully as they can before the end of their life.

For example, enabling a person to complete their own personal care without exacerbating pain, providing advice and equipment to enable them to sit with their family to eat a meal, or optimise their fatigue, breathlessness, and mobility to enable them to get married or travel on a final holiday with their children.

Lindsey Lodge currently has 16 inpatient beds, six of which are led by the Advanced Care Practitioners.



ELIGIBILITY CRITERIA FOR REFERRAL


- Non-complex specialist palliative care needs and meets GSF criteria – for a period of assessment/stabilisation – step up from the community or step down from acute services
- Individuals on the Fast Track Pathway waiting for Community Domiciliary Home Care
- Individuals on the Fast Track Pathway who require a period of rehab (confidence building) before returning home (this may include a nursing home placement).

REFERRAL PROCESS

- Patients will be referred via existing Lindsey Lodge Hospice telephone referral line **07966137422** or the Butterfly Line **01724 454392**
- The referrer will specify the patient is for consideration of ACP-led Bed at the time of referral and details will be taken
- A referral form will be completed by the team during this telephone discussion
- Patients referred will require review and assessment by the ACP team or a member of the Palliative Care Team before any offer of the Hospice admission is made, to ensure that the most appropriate patients are identified
- Patient will be registered on SystmOne as per Lindsey Lodge procedures.

ASSESSMENT & REVIEW OF PATIENTS

- Patients will undergo a holistic assessment of their needs on admission and an individualised care plan and goal setting developed
- Patients will receive daily assessment and review by the ACP team. Out of hours and weekends, the planned care will be delivered by the IPU nursing team (and medical team if prescribing required)
- Patients will be discussed with the MDT at the daily handover meeting and a weekly Clinical Review meeting with Lindsey Lodge



MEDICAL TEAM INVOLVEMENT

The majority of patients admitted for ACP led care will have minimal input from medical staff.

It is recognised that in some cases, there may be a change in patient needs/complexity from point of referral to point of admission.

Should a patient develop medical problems beyond the scope of the nurse, medical input will be requested. The level of input will depend on the situation and complexity of the problem.

The patient may be considered for transfer to a specialist palliative care bed with medical management.



HOLISTIC CARE

Patients and families will be able to access Lindsey Lodge multidisciplinary services to ensure a holistic approach to their care.

These services include:

- Spiritual Care
- Complementary therapy
- Psychological Support
- Physiotherapy/ Occupational Therapy input

ADMISSION TIMES

- Admission is available 7 days a week, daytime subject to availability.

PLEASE NOTE

The Hospice is not a respite or long term care bed. We encourage Healthcare professionals to inform the patient and family/carer prior to referral.

Lindsey Lodge Hospice and Healthcare are excited to be able to support our local community teams and we look forward to working with you to better meet the needs of our patients and families.

For more information please contact:

Elaine Bradley

Inpatient Unit Manager

Karen Parkes

Advanced Nurse Practitioner/ Nurse prescriber

Sarah Hodge


Advanced Care Practitioner Occupational Therapist

Sophie Clifford


Trainee Apprentice Advanced Care Practitioner




LINDSEY LODGE HOSPICE & HEALTHCARE



Lindsey Lodge Hospice
Burringham Road
Scunthorpe
DN17 2AA
TEL:01724 270835
Email: llh.enquiries@nhs.net



‘always there
to care’



www.lindseylodgehospice.org.uk

01724 270835

Charity no. 702871

